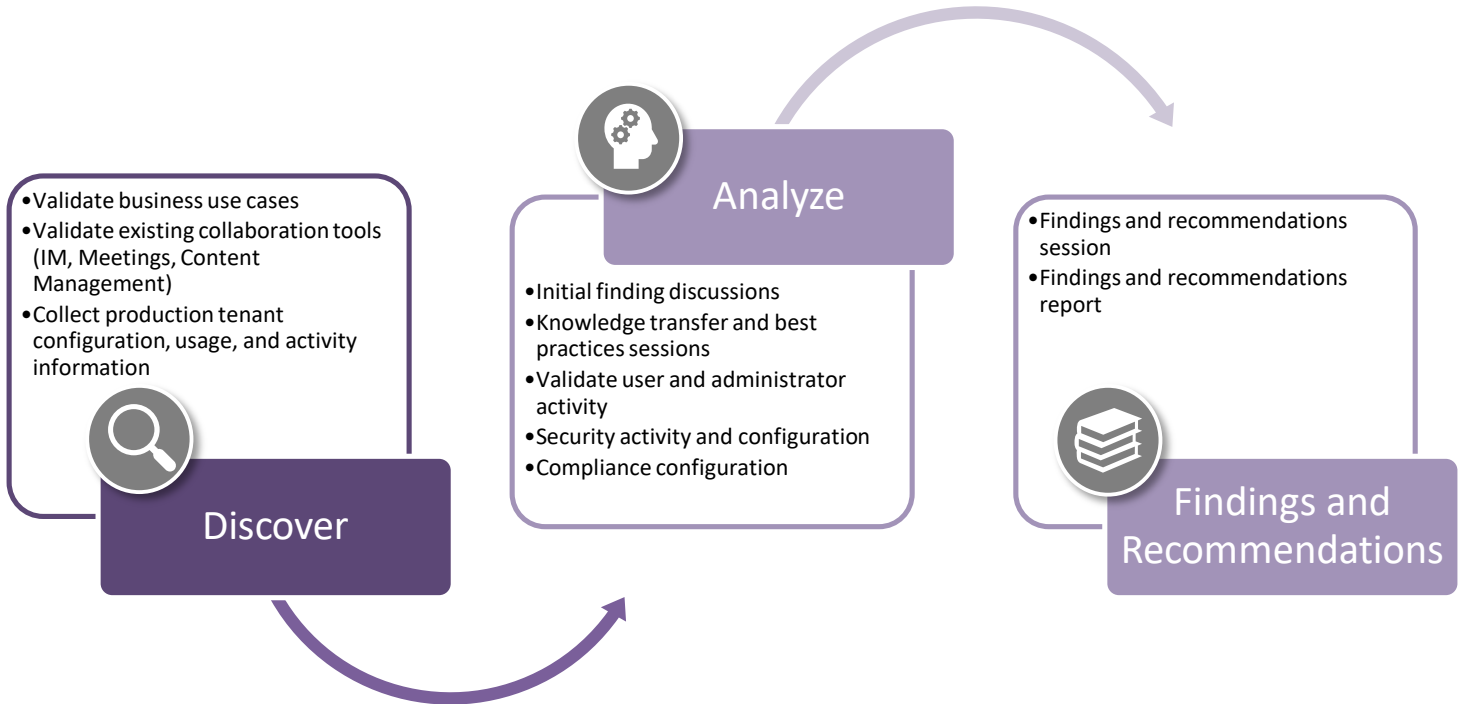


Microsoft Teamwork Assessment



Looking to increase productivity across your organization?
Synergy Advisors developed the **Microsoft Teamwork Assessment** to help organizations identify key use cases, focused on their business and vertical, security needs, and compliance requirements while reviewing current **Microsoft Teams** and **Skype for Business** usage and configuration



E-Visor for M365

Collecting and, more importantly, **analyzing** your collaboration data across your **Microsoft 365** including **Teams**, **Skype**, **SPO** and **OD4B** and other workloads can be time consuming, which is why we incorporated our data analytics solution **E-Visor** to quickly provide findings and recommendations.

End-User and Admin Activity	Teams and Skype Config and Activity	Security Best Practices	Compliance Recommendations
Provide granular activity for end-users, groups, departments, physical locations, administrators, and services	Analyze Teams and S4B current configuration and provide best practices according to your business needs	Provides security activity and configuration optimization according to best practices	Provides compliance configuration review and recommendations according to your business

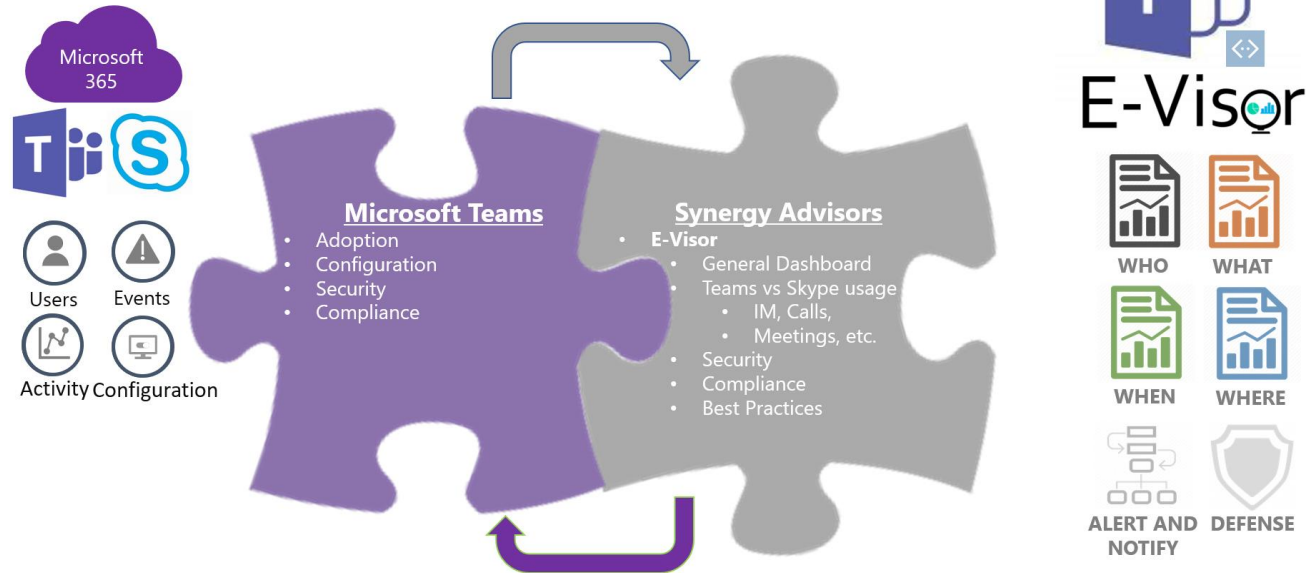


Microsoft Teamwork Assessment









Why E-Visor?

The E-Visor for M365 analytics solution provides an end-to-end comprehensive view into the activity, security, and compliance of your Microsoft 365 cloud services



High-Level Engagement Delivery Plan [3-5 Days]

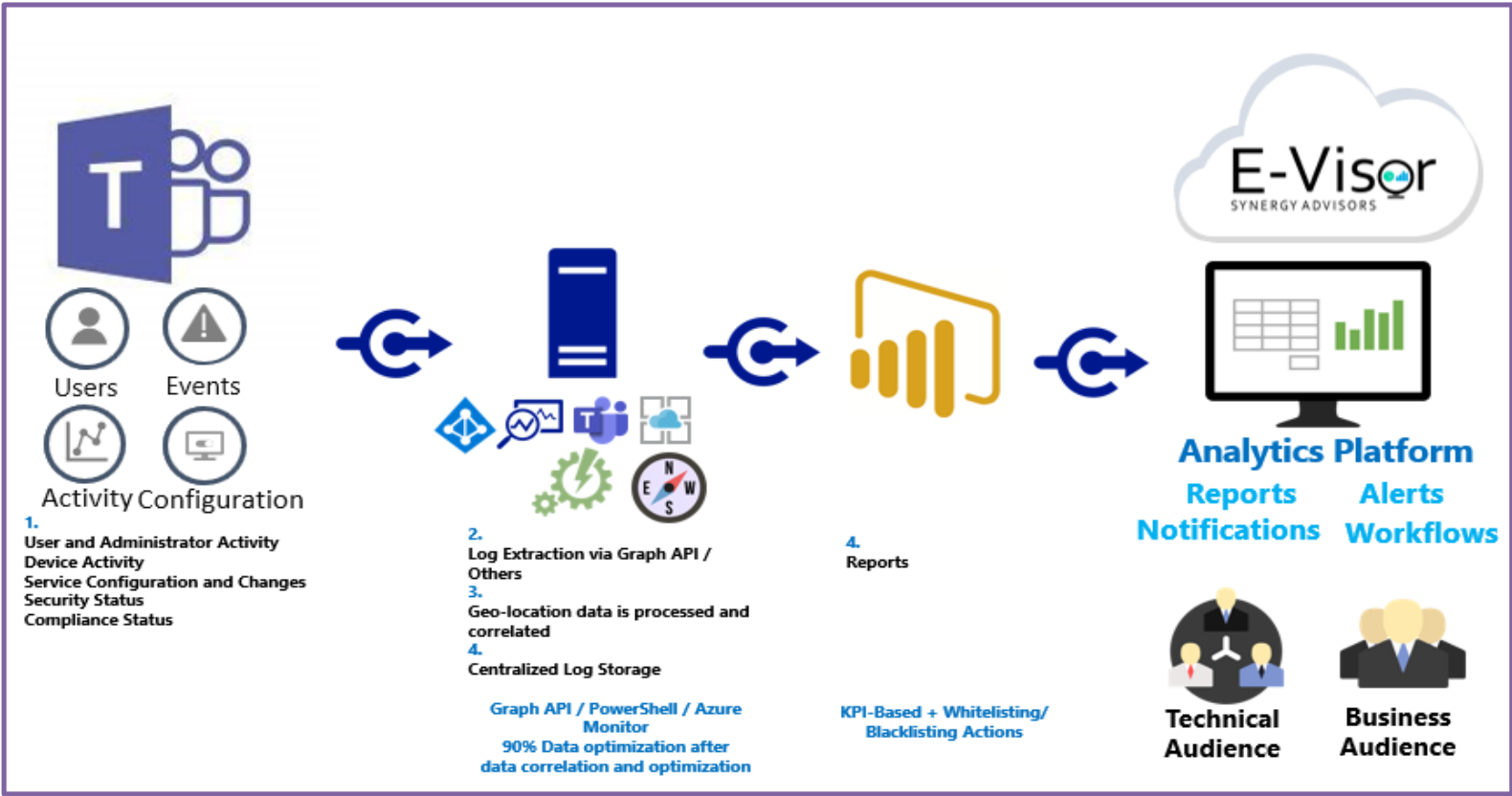
 <p>Discover</p>	 <p>Analyze</p>	 <p>Findings and Recommendations</p>
 <p>E-Visor for M365: Teams Assessment Tool Installation</p>	 <p>Validate Tenant Usage, Configuration, Security and Compliance Knowledge transfer sessions</p>	 <p>Present findings and recommendations based on E-Visor solution results</p>
<p>Install 2-4 Hours</p>	<p>Working Sessions 1-2 Hours meeting</p>	<p>Findings Sessions 2-3 Hours</p>









Microsoft Teamwork Assessment



How E-Visor Works?



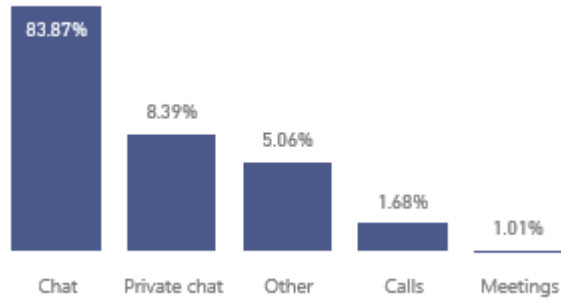
Pre-requisites

 Solution Requirements	 Tenant Permissions	 Scope
 E-Visor Log Collector * 12 GB RAM WS2016 50 GB HD 4 Processors	 Permissions ** - User with read-access to different workloads - AAD App register to get data via Graph API	 M365 *** Office 365 (Teams Focused) EM+S W10
Azure VM On-Premises	Read-only access	User, Admin Activity, Product, Security and Compliance View
* Configuration baseline	** Minimum permissions needed	*** Depends on customer subscriptions



End-User and Admin Activity

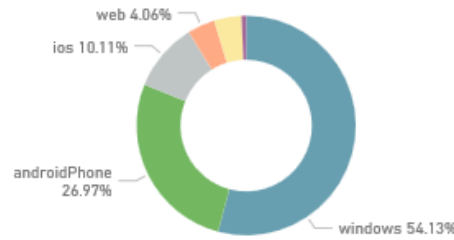
Overall activity by type



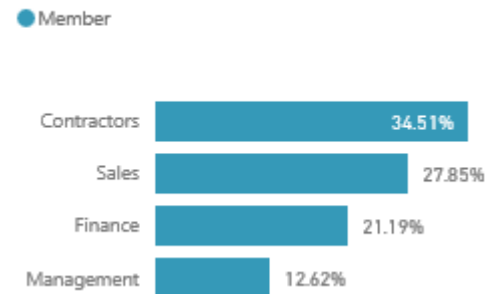
TEAMS total user count	186
TEAMS users count (internal)	139
TEAMS users count (externals)	47
Internal users not using TEAMS	139

- Track users by the activity they perform
- See which device platform is more use in your organization
- Trace the number of users your organization have internally and externally

Activity by device platform



TEAMS activity by department

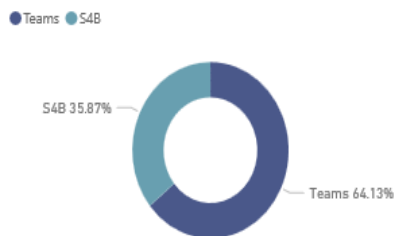


Teams and Skype Activity

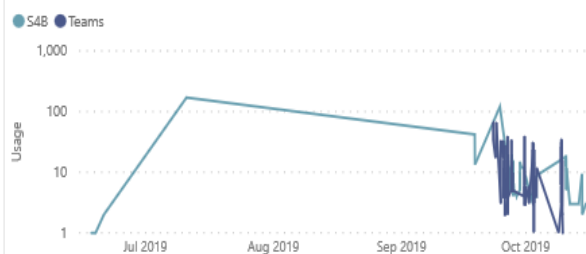
- See which applications are used the most by users
- Compare which application users use more
- Analyze the timeline usage of applications
- Share cloud file storage among users

TEAM vs Skype for Business

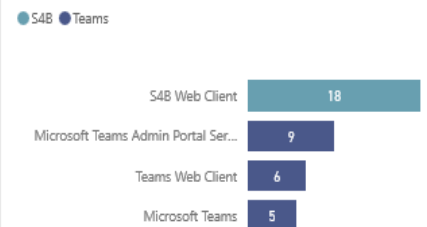
Total usage by product



Applications usage timeline by product



Popular applications among users





Security Best Practices

- Actionable insights based on security controls by category
- Recommendations based in security events and years of experience
- Evaluate potential improvement by product

Security controls adoption by category

Category	Goal	Evaluated score	Progress
Identity	243	101	49%
Application	515	208	40%
Data	342	119	36%
Devices	200	60	25%
Total	847	319	32%

Security events details (*)

Event type	Count of security events
Impossible travel activity	399
DEMO - Files downloaded from u	302
DEMO - Administrative activity	262
Log on	256
Elevation of Exchange admin pr	204
Total	2657



Compliance Recommendations

- Control and evaluate certifications
- Mach to HIPAA, GDPR and more
- Grade your organization compliance
- Prioritize impact and cost

Controls count	960
Certifications evaluated	11
Compliance	72%
Implementation score	1983

Compliance by certifications

